



## AS-Interface power supply VAN-KE2-2PE

- Up to 4 A output load
- Multiple AS-Interface networks can be operated through a single power stage
- Suitable for double master without data uncoupling
- Housing with removable terminals
- LEDs for display of AS-Interface voltage

### AS-Interface power extender



### Function

The AS-Interface Power Extender VAN-KE2-2PE is a mains part decoupling especially for applications with two AS interface circuits which are operated with one double master. The Power Extender facilitates the supply of both circuits with only one mains part. As a result of the data decoupling, a standard mains part with 30 V output voltage in compliance with the AS interface specification can be used instead of an AS interface mains part. AS Interface Master and Slaves can only be installed on the side facing away (AS interface output) from the mains part of the Power Extender.

Depending on the line resistance and current, a voltage drop between the mains part and the AS Interface Power Extender occurs. The AS Interface Power Extender shows the AS Interface voltage at the output with two luminous diodes in two stages (see Technical Data). As with all AS-Interface circuits, it is to be ensured that actuators are supplied with the permissible voltage tolerance of 24 V +10%/-15%. As a rule of thumb, the following applies for the AS Interface line length in connection with the AS Interface voltage:

AS-Interface voltage > 28 V: approx. 80 m line length,

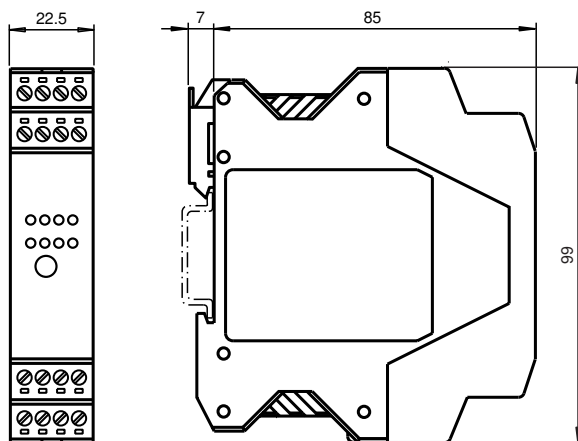
AS-Interface voltage > 26 V: approx. 60 m line length.

The housing which is only 22.5 mm wide takes up little space in the switch cabinet. The module is mounted by snapping onto the 35 mm support rail in compliance with EN 50022. The connection is made using pluggable screw terminals. This enables easy separation during commissioning or service.

#### Note:

There is one data decoupling per AS-Interface Power Extender located in the AS-Interface Power Extender for a maximum of 4 A current at 30 V AS-Interface voltage. Furthermore, the minus line of the mains part may not be earthed if there is a connection between the minus line and ground in the mains part.

### Dimensions



### Technical Data

#### General specifications

UL File Number E223772

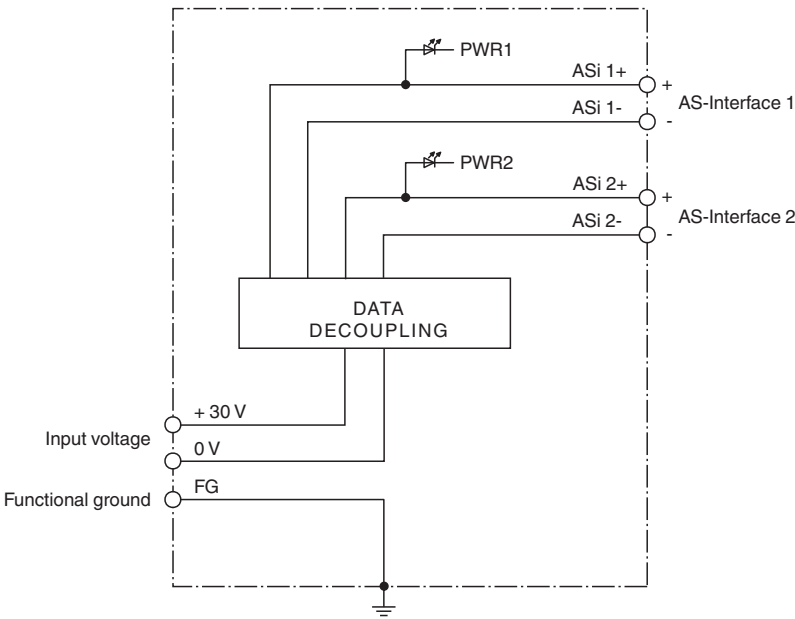
#### Indicators/operating means

LED PWR AS-Interface voltage; LED green

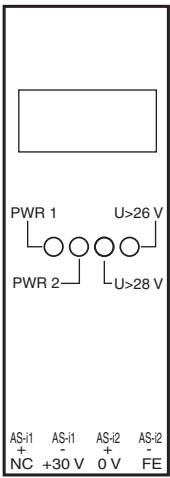
## Technical Data

LED U AS-i		AS-Interface voltage on the output is displayed in two stages: AS-Interface voltage > 28 V; LED green AS-Interface voltage > 26 V; LED green
<b>Electrical specifications</b>		
Insulation voltage	$U_i$	$\geq 500 \text{ V}$
Rated operating voltage	$U_e$	30 V DC PELV
<b>Output</b>		
Number/Type		2 AS-Interface circuits 1+2
Short-circuit protection/overload		6 A self resetting fuse
Voltage		29.5 ... 31.6 V DC
Rated current	$I_r$	4 A at 30 V DC per ASi segment
<b>Directive conformity</b>		
Electromagnetic compatibility		
Directive 2014/30/EU		EN 62026-2:2013
<b>Standard conformity</b>		
Electromagnetic compatibility		EN 61000-6-2, EN 61000-6-4
Degree of protection		EN 60529:2000
AS-Interface		EN 62026-2:2013
<b>Ambient conditions</b>		
Ambient temperature		0 ... 55 °C (32 ... 131 °F)
Storage temperature		-25 ... 85 °C (-13 ... 185 °F)
<b>Mechanical specifications</b>		
Housing width		22.5 mm
Housing height		99 mm
Housing depth		92 mm
Degree of protection		IP20
Connection		removable terminals, terminal connection $\leq 2.5 \text{ mm}^2$
<b>Material</b>		
Housing		PA 6 GF30
Mass		120 g
Mounting		DIN mounting rail





Connection




Assembly



Accessories

	<b>VAR-KE3-TERM</b>	AS-Interface advanced repeater with terminator
	<b>K24-STR-24..30VDC-10A</b>	Power supply, 24 to 30 V DC, 10 A
	<b>AS-Interface Power Calculator</b>	AS-Interface Power supply and network checking utility
	<b>K34-STR-24..30V-3X500-VAC-10A</b>	Switched mode power supply, 23 ... 30 V DC, 8 A

Accessories

	<b>VAZ-CHAIN-BU/BN70MM/1,0-25</b>	25-point wiring link for control cabinet modules with screw terminals
---	-----------------------------------	---

Release date: 2023-10-10 Date of issue: 2023-10-10 Filename: 203291\_eng.pdf